

CSE MIX R8 1M Pump Station


Main Features	
Application	Providing circulation and mixing of a heating circuit or solid fuel fired source circuit. Switching of the circulation pump and control of the mixing valve is realized from an external controller, which is not included.
Description	Consist of RPA 25-8 pump, LK 840 3-way mixing valve w. AVC actuator, insulation.
Working fluid	Water, water-glycol mixture (max. 1:1) – pH 6.5-8.5. We recommend placing a filter with a mesh size of max. 0.6 mm upstream of the pump – e.g. Magnetfilterball – see the Catalogue for codes.
Installation	Flow pipe to heating circuit / on solid fuel boiler return pipe, min. pipe centre distance from wall is 100 mm.
Code	21368

Pump Station Data	
Fluid working temperature	5–95 °C
Max. working pressure	10 bar
Min. working pressure	0.5 bar
Ambient temperature	5–40 °C
Max. relative humidity	80 % non condensing
Mixing valve Kvs	6.3 m ³ /h
Valve Leakage rate	< 1 % Kvs at 5 mH ₂ O pressure difference
Drive torque	5 Nm
Drive rotation angle	90°
Actuator shift time	120 s
Actuator control	3-point (SPDT)
Actuator auxiliary switch	none
Overall dimensions	305 x 135 x 195 mm
Total weight	3.9 kg
Connections	2 x G 1" M, 1 x G 1" F

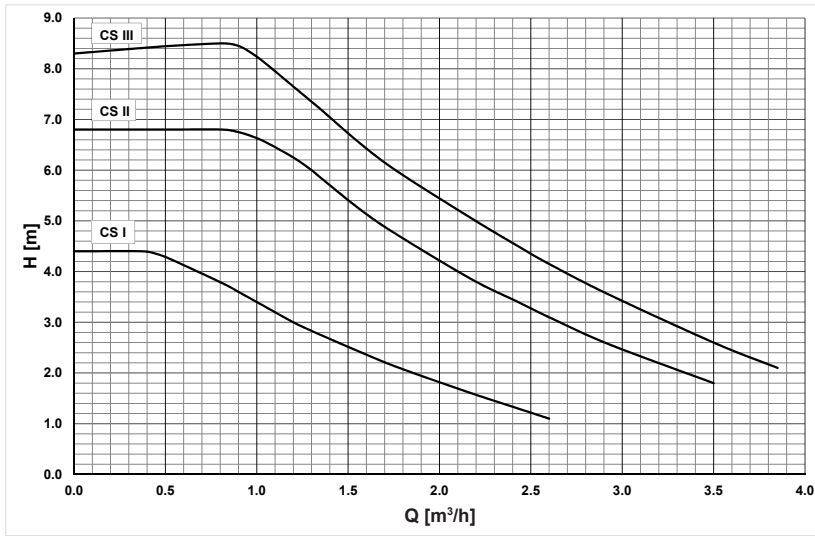
Electric Data	
Power supply	230 V, 50 Hz
Max. pump power input	65 W
Max. pump current	0,65 A
Actuator max. power input	2.5 VA

Materials	
Insulation	EPP RG 60 g/l
Mixing valve and fittings	brass

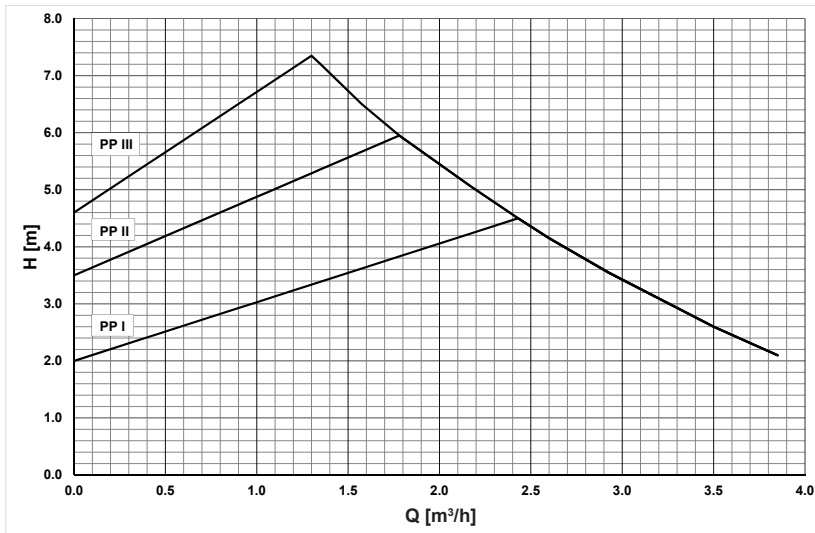
CSE MIX R8 1M Pump Station

Pump performance curves

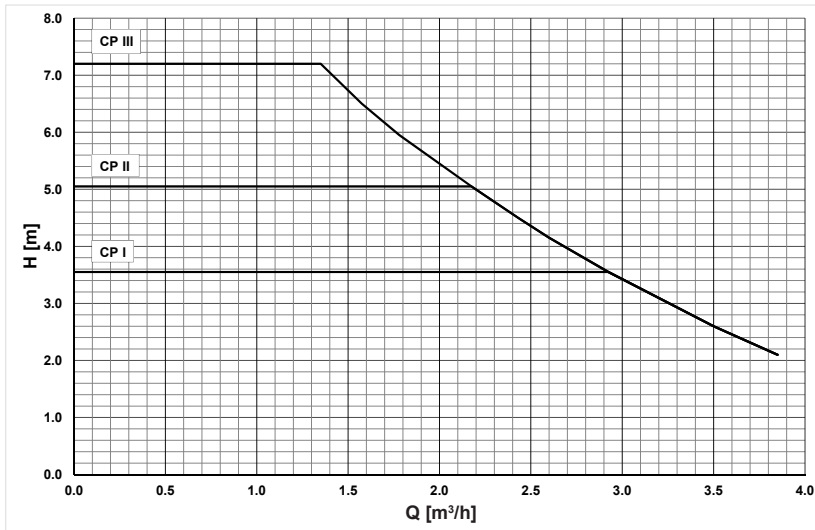
Constant speed



Variable pressure

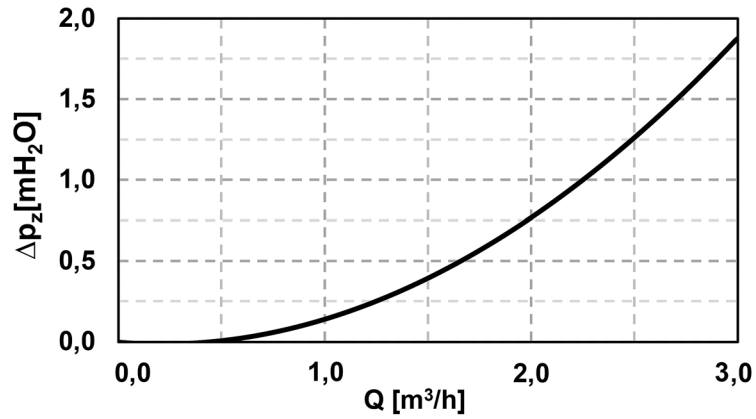


Constant pressure

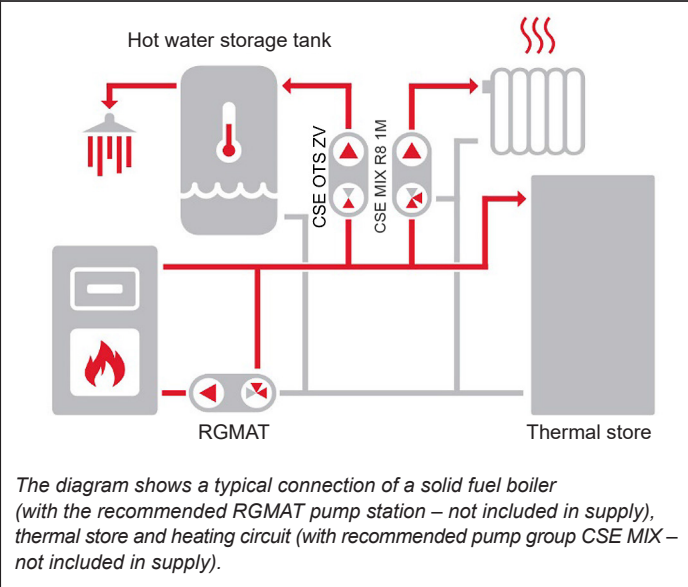


CSE MIX R8 1M Pump Station

Pump Station Pressure Drop Graph



Example of possible connection I



Example of possible connection II

