

DATA SHEET

DUO 750/200 N PR Thermal Store with immersed DHW tank



Main Features	
Application	Storage of thermal energy for DHW and space heating.
Description	Combination Thermal Store with immersed stainless steel DHW tank; a tight separating plate increases seasonal performance factor of a heat pump.
Working fluid	Water, water/glycol mixture (max. 1:1) or water/glycerine mixture (max. 2:1) (thermal store), water (immersed DHW tank).
Thermal store Code	19135
Insulation Code	19327

Energy Efficiency Data (as per EC Regulation No. 812/2013)	
	with insulation
Energy efficiency class	N/A
Standing loss	116 W
Storage volume	742 l

Technical Data	
Total volume	757 l
Fluid volume in thermal store	568 l
Immersed DHW tank volume	174 l
Heat exchanger (HX) volume	15 l
Heat exchanger surface area	2.5 m ²
Max. working temp. in thermal store	95 °C
Max. working temp. in DHW tank	95 °C
Max. working temperature in heat exchanger	95 °C
Max. working pressure in thermal store	3 bar
Max. working pressure in DHW tank	6 bar
Max. working pressure in HX	10 bar

Materials	
Thermal store material	S235JR
DHW tank material	AISI 304
Exchanger material	S235JR+N
Tank perimeter insulation	fleece
Perimeter insulation's outer surface	hard polystyrene
Top and bottom tank insulation	fleece

Dimensions, tipping height, insulation thickness, weight	
Tank diameter	750 mm
Tank diameter with insulation	950 mm
Tank overall height	1980 mm
Tipping height without insulation	2040 mm
Tank perimeter insulation thickness	100 mm
Bottom insulation thickness	50 mm
Top insulations thickness	120 mm
Empty weight without insulation	176 kg

Accessories	
El. heating elements	types ETT-C, F, M, P
Heating elements max. length	3 x 635 mm
Electronic anode rod	code 13793
Expansion vessel (drinking water)	type HW 8 l and larger

Spare Parts	
Magnesium anode rod	code 19152

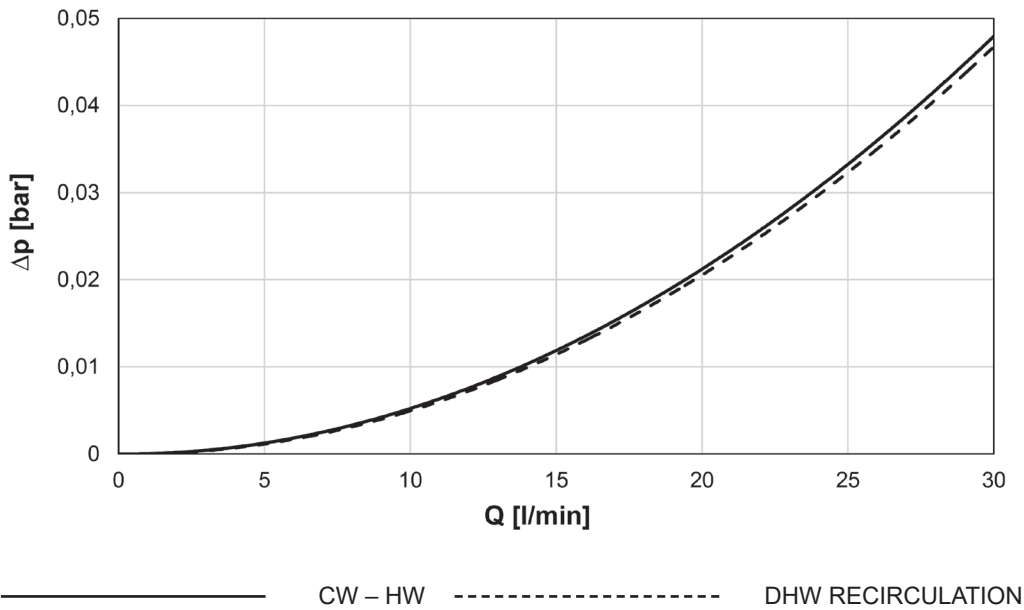
DATA SHEET

DUO 750/200 N PR Thermal Store with immersed DHW tank

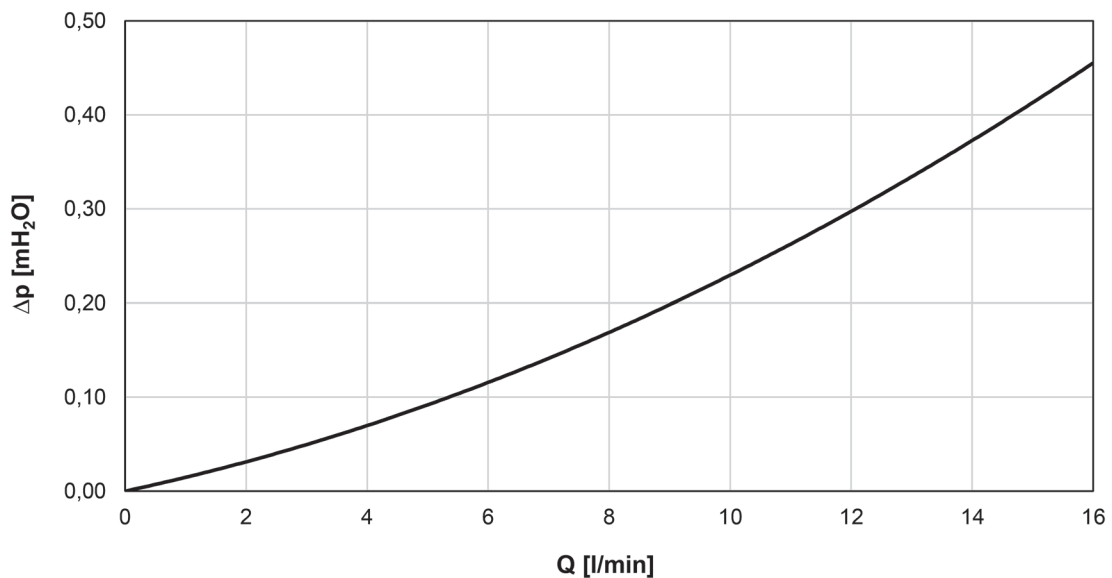
Volume of supplied DHW (heated from 10 °C to 40 °C)

Heated volume	entire			entire			above separating plate			entire		
Temperature in tank	60 °C			60 °C			60 °C			80 °C		
Backup heater	10 kW			none			10 kW			none		
Flow rate [l/min]	8	12	20	8	12	20	8	12	20	8	12	20
Hot water volume [l]	527	407	302	464	390	324	262	238	217	906	788	584

Graph of pressure drop versus flow in the DHW tank



Graph of solar exchanger pressure losses

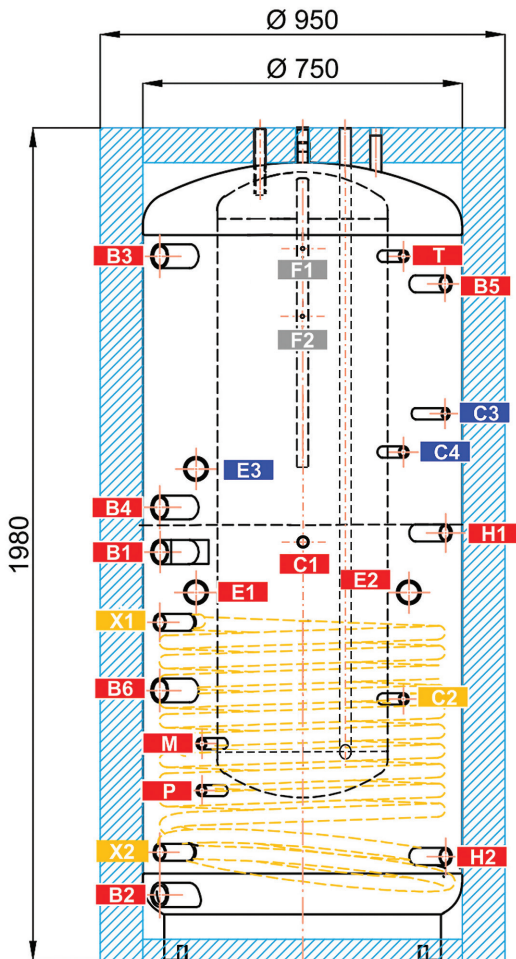


DATA SHEET

DUO 750/200 N PR Thermal Store with immersed DHW tank

Dimensions

Tipping height without insulation 2040 mm



CONNECTIONS

pos.	descriptions	connection	height [mm]
------	--------------	------------	-------------

Heat sources

B1	Incoming from heat source	G 6/4" F	960
B2	Return to heat source	G 6/4" F	155
B3	Incoming from heat source	G 6/4" F	1655
B4	Return to heat source	G 6/4" F	1065
B5	Incoming from heat source	G 1" F	1590
B6	Incoming from heat source	G 6/4" F	635

Heating system

H1	Outlet to the heating circuit	G 1" F	1005
H2	Return from the heating circuit	G 1" F	245

Solar system

X1	Incoming from solar collectors	G 1" F	795
X2	Return to solar collectors	G 1" F	255

Electric heating elements

E1	Electric heating element for space heating	G 6/4" F	865
E2	Electric heating element for space heating	G 6/4" F	865
E3	Electric heating element for DHW heating	G 6/4" F	1155

DHW heating

W1	Cold water	G 3/4" M	1980
W2	Hot water	G 3/4" M	1980
W3	Recirculation	G 3/4" M	1980
A1	Anode	G 3/4" F	1925

Control and safety

C1	Temperature sensor – space heating	G 1/2" F	975
C2	Temperature sensor – solar	G 1/2" F	615
C3	Temperature sensor – DHW heating	G 1/2" F	1285
C4	Temperature sensor – DHW heating	G 1/2" F	1195
T	Thermometer	G 1/2" F	1655
M	Pressure gauge	G 1/2" F	510
P	Safety valve	G 1/2" F	400

Air release

O	Air vent valve	G 1/2" F	1955
---	----------------	----------	------

Other

F1	Attaching the pump station	M 6	1680
F2	Attaching the pump station	M 6	1520