


DUO 600/200 N P Thermal Store with immersed DHW tank

	Main Features	
	Application	Combination Thermal Store with immersed stainless steel DHW tank; a tight separating plate increases seasonal performance factor of a heat pump.
	Working fluid	Water, water/glycol mixture (max. 1:1) or water/glycerine mixture (max. 2:1) (thermal store), water (immersed DHW tank).
	Thermal store code	19147
	Insulation code	19330

Energy Efficiency Data (as per EC Regulation No. 812/2013)

Energy efficiency class	N/A
Static loss	102 W
Storage volume	559 l

Technical data

Total thermal store volume	559 l
Fluid volume in thermal store	385 l
Immersed DHW tank volume	174 l
Max. working temperature in thermal store	95 °C
Max. working temperature in immersed DHW tank	95 °C
Max. working pressure in thermal store	3 bar
Max. working pressure in immersed DHW tank	6 bar
Thermal store diameter	650 mm
Thermal store diameter with insulation	850 mm
Thermal store overall height	1910 mm
Tipping height without insulation	1950 mm
Thermal store perimeter insulation thickness	100 mm
Thermal store bottom insulation thickness	50 mm
Thermal store top insulation thickness	120 mm
Empty weight without insulation	126 kg

Materials

Thermal store material	S235JR
Thermal store perimeter insulation	fleece
Immersed DHW tank	AISI 304
Thermal store outer surface insulation	PU leather
Top and bottom thermal store insulation	fleece

Insulation thermal conductivity $\lambda \leq 0.037$ W/mK, thermal resistance (short/long term) 150/100 °C, fire class E.

Accessories

Electric heating element	types ETT-C, F2, M, P, U
Heating element max. length	500 mm
Electronic anode rod	code 13793
Expansion vessel	type HW 8 l and larger

Spare parts (magnesium anode rods)

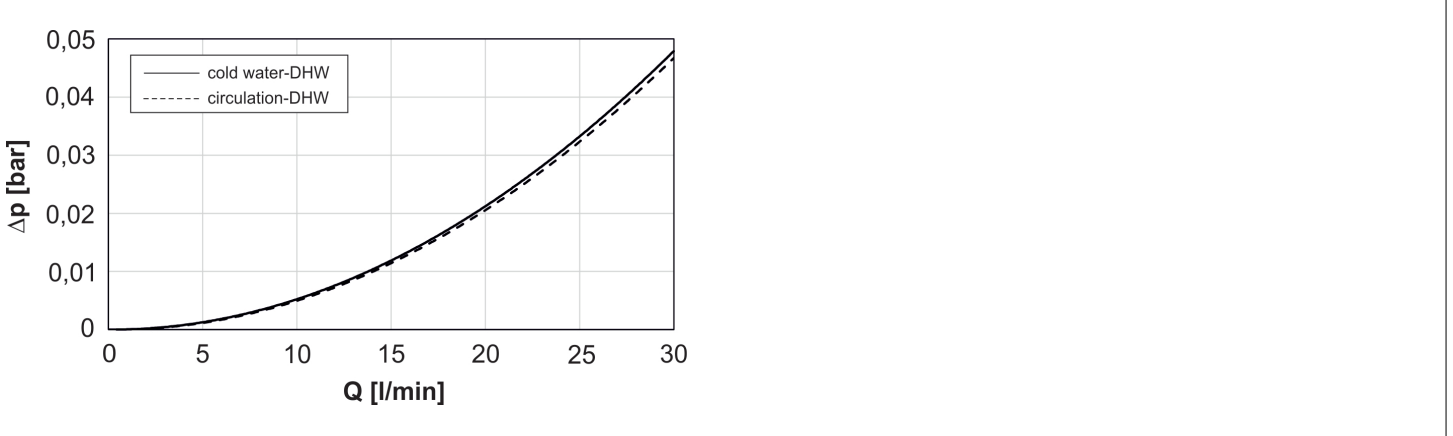
Magnesium anode rod	code 19152
---------------------	------------

DUO 600/200 N P Thermal Store with immersed DHW tank

Volume of supplied DHW (heated from 10 °C to 40 °C)

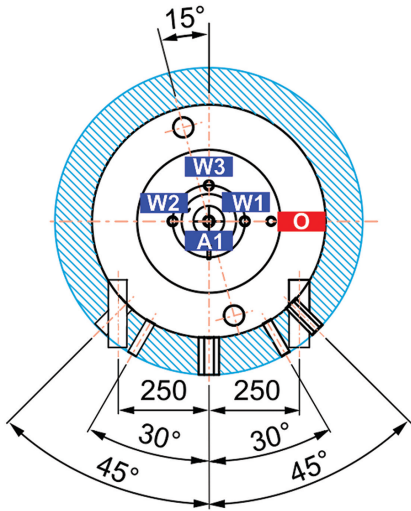
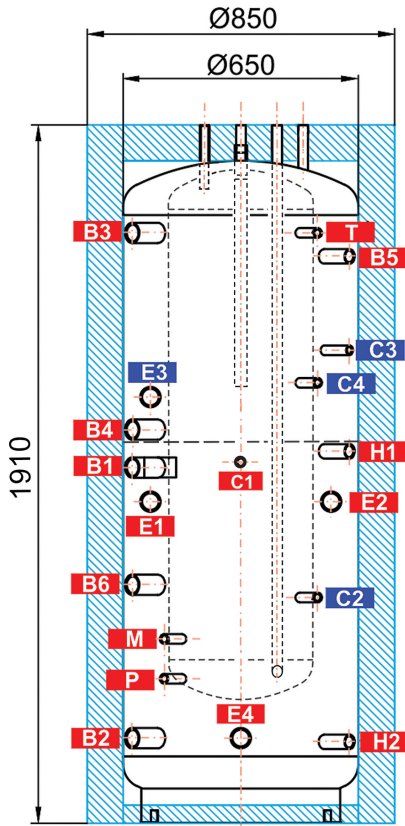
Heated volume	Temperature in thermal store	Backup heater	Flow rate [l/min]	Hot water volume [l]
Entire	60 °C	10 kW	8	526
			12	397
			20	292
Entire	60 °C	none	8	457
			12	384
			20	319
Above metal sheet	60 °C	10 kW	8	267
			12	237
			20	212
Entire	80 °C	none	8	766
			12	689
			20	571

DHW heat exchanger pressure drop graph



DUO 600/200 N P Thermal Store with immersed DHW tank

Dimensions



CONNECTIONS

pos.	description	connection	height [mm]
Heat sources			
B1	Supply from heat source	G 6/4" F	985
B2	Return to heat source	G 6/4" F	235
B3	Supply from heat source	G 6/4" F	1635
B4	Return to heat source	G 6/4" F	1090
B5	Supply from heat source	G 1" F	1570
B6	Supply from heat source	G 6/4" F	660
Heating system			
H1	Flow to heating system	G 1" F	1030
H2	Return from heating system	G 1" F	225
Electric heating element			
E1	El. heating element (DHW)	G 6/4" F	890
E2	El. heating element (space heating)	G 6/4" F	890
E3	El. heating element (space heating)	G 6/4" F	1180
E4	El. heating element (for PV system)	G 6/4" F	235
DHW heating			
W1	Cold water	G 3/4" F	1910
W2	Domestic hot water	G 3/4" F	1910
W3	Recirculation	G 3/4" F	1910
A1	Anode	G 3/4" F	1880
Control and safety			
C1	Temperature sensor	G 1/2" F	1000
C2	Temperature sensor	G 1/2" F	625
C3	Temperature sensor	G 1/2" F	1310
C4	Temperature sensor	G 1/2" F	1220
T	Thermometer	G 1/2" F	1635
M	Pressure gauge	G 1/2" F	510
P	Safety valve	G 1/2" F	400
Air discharge			
O	Air vent valve	G 1/2" F	1910